



















LSX Ultra	<p>Hinge System</p>  <p>Scissor hinge</p>	<p>Front Opening</p>  <p>Up and away from truck</p>	<p>Front Fit</p>  <p>Precise front fit</p>	<p>Edge Finish</p>  <p>Trimless edge</p>	<p>Lock System</p>  <p>Keyless entry</p>	<p>Interior</p>  <p>Carpet, hardware shroud with interior light</p>
LSX	 <p>Scissor hinge</p>	 <p>Up and away from truck</p>	 <p>Precise front fit</p>	 <p>Trimless edge</p>	 <p>Automotive grade</p>	 <p>Gray carpet</p>
LSII	 <p>Continuous hinge</p>	 <p>Down and over truck bed</p>	 <p>Extra width needed</p>	 <p>Protective trim</p>	 <p>Automotive grade</p>	 <p>Gray carpet</p>