

TRUCK RACKS

WHY KARGO MASTER?

DURABILITY: WE HATE RUST TOO!!! That's why every steel component of every Kargo Master rack is **Zinc Epoxy Primed** beneath the gloss **Marine Grade Polyester Powder Coat Finish**. This system provides **Over 5 Times The Corrosion Protection** of a conventional un-primed powder coat. All fasteners are **Yellow Zinc Plated or Stainless Steel**. No other manufacturer goes to this expense to protect your rack and your vehicle.



STYLE: All Kargo Master racks are made from **Round Tubing** that is stronger than square, and easy on the eye. Our premium full length racks have a sleek **"Flying Wedge"** appearance, with well proportioned top and bottom tubes. In the rear, the top tube resolves into the rear leg, forming an attractive rounded **Grab Loop**. We use clean **Swaged Tube Joints** that disappear. Fasteners are **Smooth Button Head** for OEM appearance. Finish is **Black Gloss** (steel) or **Clear Coated Metallic Flake** (aluminum). **FEAST YOUR EYES!!**



STRENGTH: Don't be misled by published rack load capacity. There is no industry standard for measuring capacity. There is a big difference between supporting a static load and supporting that load while coming to a hard stop, veering around a tight freeway off ramp, or bouncing over pot holes or railroad tracks. **Kargo Master Are The Strongest** production racks available, and it is easy to understand why. We use **Bigger Thicker Round Tubes**, with **Extensive Gusseting** of legs and cross bars.

Pro II & Econo Truck	2" Dia x .083" Tk. High Tensile Strength Steel Mech. Tubing
Pro III	1 5/8" Dia. X .083" Tk. High Tensile Strength Steel Mech. Tubing
Pro IV	2" Dia. x .120" Tk. T-6 Aircraft Aluminum.

These premium materials provide the **Highest Rack Capacity/Rack Weight Ratio** in the industry. Think of a mountain bike frame. Know this for sure. Your Kargo Master rack is **Capable Of Supporting More Weight Than The Truck It Sits Upon**, and if the rack frame bends, cracks, breaks or mechanically fails in any way, **We Will Replace It Free, Forever**


LOAD CAPACITY AND SAFETY

We are frequently asked about how much weight our racks will carry. Rack capacity is different from the amount of weight that can be carried safely by, or without damaging the body of your vehicle. While our racks are "rated" to carry a certain load, that does not necessarily mean you can, or should carry such a load on top of your rack! The manufacturer of your truck has specified a GVW (gross vehicle weight) limitation. That specified carrying limit is designed around the stock springs, tires, body strength and other components. Additionally, you must remember that any load on top of your rack will significantly change the handling and braking characteristics of your truck and may increase the vehicle's tendency to roll over. Overloading may also damage the bodywork of your truck. Never exceed the manufacturer's cargo weight recommendations and use common sense when loading your vehicle.

RACKS FOR PICK UP TRUCKS

No More Rust!

NEW ALUMINUM Heavy-Duty Pro IV Ladder Rack



UNIQUE DESIGN!

- Front legs adjust to fit any bed length
- Mounting plates allow width adjustment to fit all full size trucks

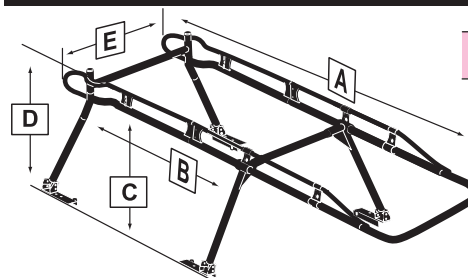
- Rugged 2" Dia. x .120" Tk. T-6 aircraft aluminum alloy tubing for superior strength
- Attractive metallic powder coat finish with protective clear coat for sheen.
- Easy to assemble with self-locking nuts
- No-Drill Clamp-On mounts

- Easily removed with 4 bolts
- Swaged joints and fully gusseted cross bars for superior load capacity
- All stainless steel fasteners
- Protective caps on all crossbars



Foot Detail

PRO IV DIMENSIONS



TRUCK TYPE:	Full Size
A	155"
B	56" - 98"
C	26½"
D	33"
E	54"

HEAVY-DUTY PRO II CARGO RACK

The Pro II Difference!

Serious tradesmen use substantial tools. Kargo Master Racks are the top choice because they work hard and look great! Here's why...

Bigger Tubes-Stronger Frame

- Big 2" diameter x .083" steel tube frame is the strongest Available
- 1700 pound cargo capacity
- Nationwide lifetime frame guarantee

Premium Powdercoat Finish

- Zinc epoxy primed for superior corrosion protection
- Polyester marine - grade powder coat specially formulated to resist corrosion and abrasion
- Will not fade or dull

Unsurpassed Styling

- Sleek "Flying Wedge" design
- Smooth tubular components
- Stylish gloss black



No-Drill Clamp-On Mounts Included.

Free Removable 4th Crossbar!

Built-in Rope Ties On Each Leg.

High Strength Yellow Zinc Plated Self-Locking Fasteners.

OPTIONAL: Full Length Bed Rails Available.

ZINC EPOXY PRIMED for SUPERIOR CORROSION PROTECTION!



Steel Tube

Marine Grade Powder Coat

Rack Removes Easily With 4 Bolts.

5 Inch Swaged Joints Provide Double Strength.

Lifetime Frame Guarantee.

Sturdy Upper Rails Form Handy Grab Loops.

Fully Gusseted Cross Bars Handle Heavy Loads.

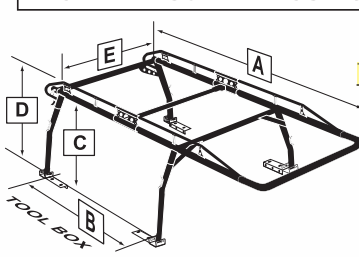
Quick Release Rear Cross Bar. No Tools Required!

FOR FULL SIZED TRUCKS ONLY



PRO-II • TRUCK WITHOUT SHELL

TRUCK TYPE:



BED TYPE:	FULL SIZE				F-250, F-350, Crew Cab	
	Short	Long	Short	Long	Short	Long
A	128"	145"	155"	172"	155"	172"
B	72"	90"	72"	90"	72"	90"
C	26"				28"	
D	33"				35"	
E	53"					

MEDIUM-DUTY PRO III LADDER RACK



UNIQUE NEW DESIGN!

Front legs adjust to fit any bed length.

- Rugged .083" Tk. steel 1 5/8" tubing for superior strength
- Abrasion and corrosion resistant "Polyester Marine Grade" powder paint
- Easy to assemble with self-locking nuts

- Yellow zinc dichromate finished hardware resists corrosion up to five times longer than competitive models
- Swaged joints and fully gusseted cross bars for superior load capacity



PRO III DIMENSIONS		
TRUCK TYPE:	Full Size	Mini / Mid.
	A	155"
B	56" - 98"	48" - 84"
C	26½"	23"
D	33"	29"
E	54"	48"

STANDARD FOOT PLATES

No-Drill Clamp-On Foot Mounts Included

These clamps and stake pocket T bolts (four of each included) are specially designed to allow mounting Pro II, Pro III, Pro IV or Econo Truck Series racks to your truck's bed rail without drilling.

Does not reduce rack's carrying capacity!



(Four of each included)

ACCESSORY BED RAILS

Order Separately

Full Length Bed Rails

(Not for camper shell racks)

Part # 31300 96" Bed

Part # 31280 78" Bed

Part # 31270 72" Bed & 05 + Tacoma

These accessory bed rail type mounts distribute the rack load, protect your pickup bed sides, and provide a strong flat base for mounting a tool box.



RACKS FOR TRUCKS WITH SHELL

HEAVY-DUTY PRO II CARGO RACK



FOR FULL SIZE TRUCKS ONLY



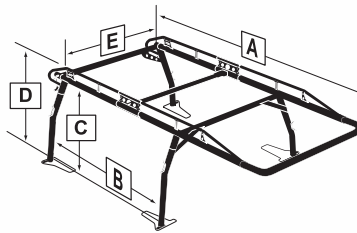
FOR FULL SIZE TRUCKS ONLY



Camper Shell Front Mount Assembly

With camper shell applications, the rack footplates cantilever out from the side of the truck. This unique Kargo Master front mount assembly eliminates stress that can bend or otherwise damage thin sheet metal used in late model truck beds. Mounting is safe, simple, and solid as a rock. Front Mount assembly is included with all Camper Shell racks.

PRO-II • TRUCK WITH SHELL	TRUCK TYPE:					
	FULL SIZE		F-250, F-350, Crew Cab			
	Std. Cab	Ext. Cab	Short	Long	Short	Long
BED TYPE:	Short	Long	Short	Long	Short	Long
A	128"	145"	155"	172"	155"	172"
B	73"	91"	73"	91"	73"	91"
C	25" or 28" or 31"			27" or 33"		
D	32" or 35" or 38"			34" or 40"		
E	62"					



MEDIUM-DUTY PRO III CARGO RACKS



For Mini/Mid Size Trucks Only

Part # 80030 Mounts on truck bed rail, features 1 5/8" tubing, heavy duty front mount assembly shown above, beefy 1/4" tk. foot plates, and a load capacity consistent with smaller mini/med trucks. Dimensions same as Part # 80020, except width E is 55", and heights C and D can be increased 6" with accessory leg kit Part # 31650.



Fits All Size Camper Shells

Part # 80070 Mounts on top of camper shell. Perfect for fiberglass shells that wrap around truck bed rails. No notching for foot plates. Top mount feet can be located at any length, or width between 39"-45" apart. Heavy rubber gasket between shell top and mount plate provides waterproof seal. Rack is 108" long. **NOW IN METALLIC SILVER ONLY.**

MEDIUM-DUTY ECONO LADDER RACK



Fits All Trucks With Cab High Shells

Part # 30060 Mounts on truck bed rail, features sturdy 2" tubing, beefy 1/4" tk. foot plates, and two height settings, 24" or 27". (High Setting Shown)

SEE NEXT PAGE FOR CAMPER SHELL RACK MOUNT OPTIONS

MOUNT OPTIONS FOR CAMPER SHELL RACKS

Part # 31400 78" Bed

Part # 31420 96" Bed



**WON'T FIT 99+
SUPER DUTY**

Full Length "KS" Tie-Down Bed Rail Mounts

(For camper shell racks)

These accessory rail mounts distribute the rack load and provide a flat base for a tight seal on your shell.

PLUS - the welded 1" diameter full length tube gives you tie down points for cargo control and a strong step rail for access to top of rack.

Taller Legs For High Rise Shells



These extended camper shell legs (set of four) are longer than standard to provide extra clearance for high rise camper shells.


Part # 31650 6" Taller for Mini Trucks - Pro III (Not shown)

Part # 31550 3" Taller for Full Size - Pro II

Part # 31530 6" Taller for Full Size - Pro II

Part # 31540 6" Taller for F250 & F350.

RACKS FOR PLATFORM BODIES



Platform racks are supported in front by the existing cab guard.

The rear legs are height adjustable by cutting, with mount brackets that bolt to the platform body frame.

RACKS FOR TRUCKS WITH SERVICE BODIES

For 8 Ft. and 9 Ft. Service Bodies - Standard and Extended Cab

Big 62" Width Cross Bars Provide More Carrying Capacity



Service Body Racks accept all Pro II accessories. Mount clamps are available to attach your custom accessories.

Fits Virtually All Makes And Models Of Service Body

1700 Pound Capacity!

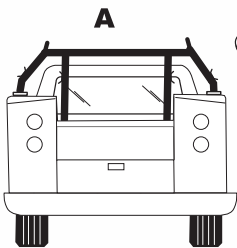
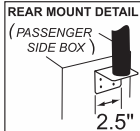
Lifetime Frame Guarantee!



7" Vertical Leg Adjustment.
2" Frame Length Adjustment.

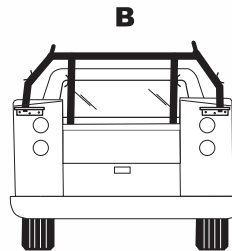
These highly crafted racks are quick to assemble and install. Our exclusive high strength round steel tubing and patented, precision fit interlocking components provide all the carrying capacity your truck and service body can handle. Our unique rear mounting brackets attach in areas where the rear body panel is reinforced. Telescoping front legs ensure optimal cab clearance.

PRO-II • SERVICE BODY	BODY TYPE:			
	8 FT.		9 FT.	9 FT. Ext. Cab 11 FT. Std. Cab
	Std. Cab	Ext. Cab	Std. Cab	Std. Cab
A	150"	172"	160"	180"
B	27"			
C	18" - 25"			
D	25" - 32"			
E	62"			
F	48"			
G	77.5 - 79"			



OPTION A PURCHASED SEPARATELY:

When it is not possible to attach the included rear leg mounts to the back panel of your service body, an alternative is to mount the rear legs on top of the box. In order to do this, you must purchase our accessory mount kit #70060.



OPTION B PURCHASED SEPARATELY:

When it is not possible to attach the included rear leg mounts to the back panel of your service body in the ATTACHING AREA as shown on page 1, an alternative is to mount the rear legs below the box lid and above the tail light/box lock. In order to do this, you must purchase our accessory mount kit #70060.

CUSTOM RACKS FOR FLEETS AVAILABLE



If you are looking to outfit a large fleet of service bodies, and need something a little different than the standard Kargo Master product, our engineers and designers would be happy to work with you. So long as the materials of construction and tooling stay basically the same, we can change the dimensions, mounts, color, etc. to exactly meet your needs. We can also provide specialized accessories. Please call us to discuss. You will find our price and lead time very reasonable.

TRUCK RACK ACCESSORIES

IMPORTANT: Unless Otherwise Noted, All Accessories Below Are Steel, And Will Fit Only 2" Dia. Pro II and IV. Parts With Red Asterisks* Will Fit Pro III, But Bushing Part # 31700 Is Required.



Window Guard

Part # 31080 Pro II Steel Full Size

Part # 31710 Pro IV Aluminum Full Size

Protects rear cab window while adding support to both the rack and truck bed. For all Pro-II racks. Powder coated 16 gauge cold rolled steel.

Additional brackets required (31080C) for use with 01040 Leg Kit, or Pro III.

Front Bar Wind Deflector*

Part # 31570 - All truck racks makes some wind noise when air rushes around front U bar. This clamp-on deflector can be adjusted to significantly reduce noise.



Conduit Box Kit

Part # 31000 - Carrying stall safely secures tubing or pipe to your rack. Made of heavy gauge powder coated steel. Includes complete mounting bracket kit. Use with our load dividers or when boxes are used in pairs, cargo can be locked to prevent theft.



Ladder Mount

Part # 31050 - Driver side or Passenger side - Our lockable "Jaws" clamp securely mounts ladder to the outside of any Pro-II truck or van rack. Preserves space on top of rack. Easy to reach from ground level.

POWDER COATED TOUGH



Water Jug Mount*

Part # 31160 - Mounts Igloo™ style water barrel to leg of any Pro-II pick-up rack.



Bed Support

(left) **Part # 31040** Full size truck - Adjustable strut connects to front rack leg mounting bolts. Properly adjusted, it eliminates more than half of the vertical load pressure on truck bed sides.



Light Mount*

(left) **Part # 31170** - Mounts emergency flasher lights to any location on side rails.



Load Dividers*

Part # 31020 (pair) - Clamps to cross bar tubes to control cargo movement. Use separately or with conduit box.



Ratchet Strap Tie Downs*

(left) **Part # 31490** (pair) We recommend that all cargo be secured to your rack. These bolt-on retractable ratchet straps allow quick and easy tie down of items on top of the rack.



Utility Hook

(left) **Part # 31150** - Side mount hook holds coiled materials within easy reach of ground.



Quick Clamp Cross Bar

Part # 31110 - Provides additional support points any where you need them. Removes for bed access or taller loads.

POWDER COATED TOUGH

Available In Black Only



Extra Cross Bar Pro III & IV

Part # 31600 - 1 1/2" Steel Black - Pro III

Part # 31690 - 2" Aluminum Silver - Pro IV

Provides additional support points any where you need them. Removes quickly for bed access or taller loads.